

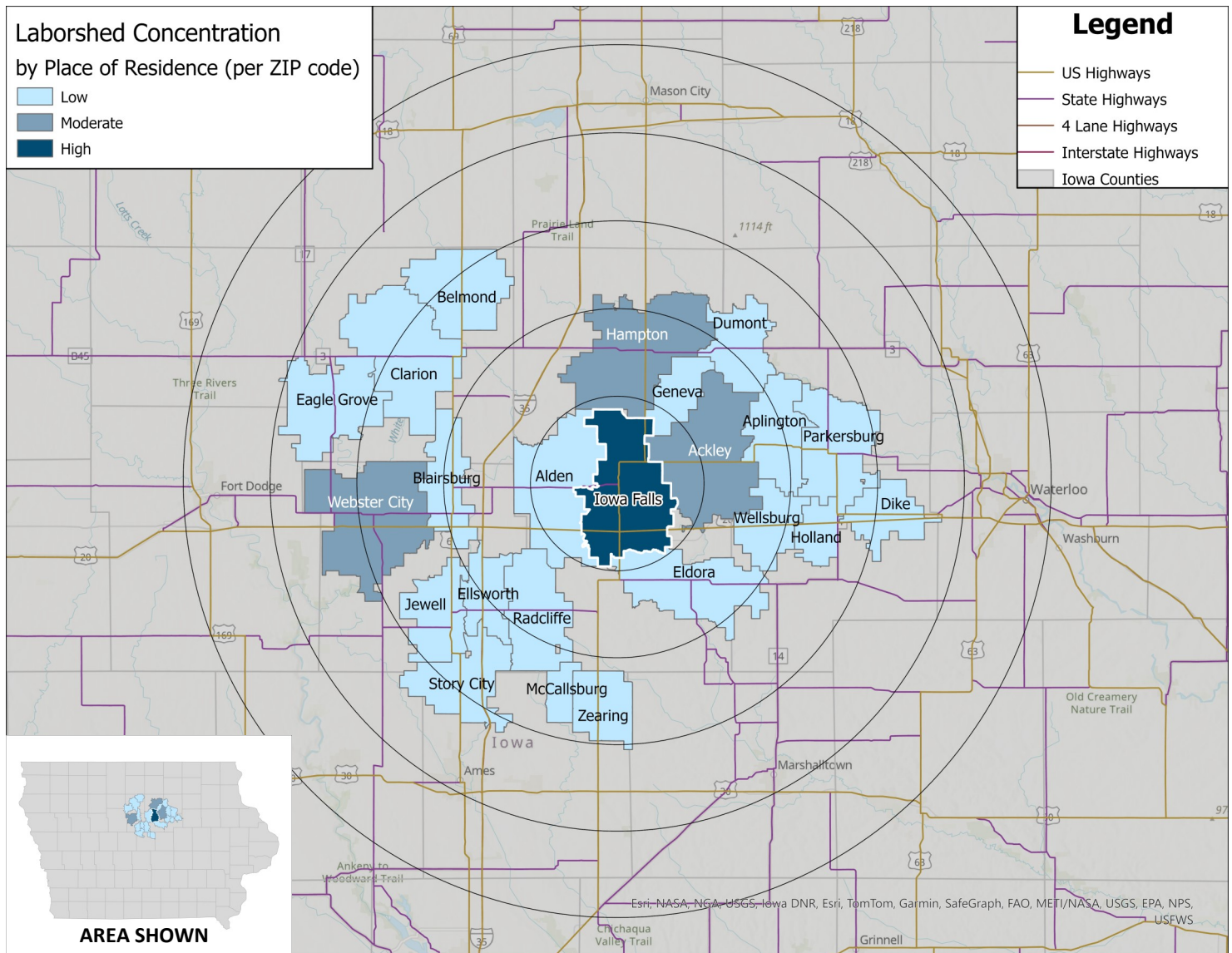
LABOR CHARACTERISTICS



ADVANCED MANUFACTURING

IOWA FALLS, IA LABORSHED AREA

CONCENTRATION OF RESPONDENTS WITHIN THE LABORSHED AREA
WITH TRANSFERABLE EXPERIENCE/SKILLS BY PLACE OF RESIDENCE



Workers who have transferable experience/skills in the industry are currently commuting an average of 18 miles one way for work. Those who are likely to change/accept employment are willing to commute an average of 28 miles one way for the right employment opportunity.

FOR MORE INFORMATION REGARDING THE IOWA FALLS, IA LABORSHED, CONTACT:

Iowa Falls Area Development Corporation
520 Rocksylvania Avenue
Iowa Falls, Iowa 50126
Phone: 641-648-5549
Email: director@iowafallsdevelopment.com
www.iowafallsdevelopment.com



LABOR CHARACTERISTICS

ADVANCED MANUFACTURING

ESTIMATED AVAILABLE LABOR PER OCCUPATIONAL CATEGORY:

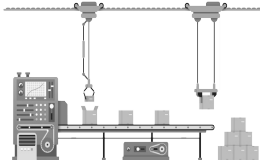
- Bus and Truck Mechanics and Diesel Engine Specialists - 100
- Crane and Tower Operators - 106
- Electrical and Electronic Engineering Technicians - 97
- Electrical/Electronic Repairers, Commercial & Industrial Equipment - 99
- Electricians - 299
- Engineering Technicians, Except Drafters, All Other - 98
- Engineers, All Other - 96
- First-Line Supervisors of Mechanics, Installers, and Repairers - 600
- First-Line Supervisors of Production and Operating Workers - 500
- Heavy and Tractor-Trailer Truck Drivers - 1,199
- Industrial Engineers - 95
- Industrial Machinery Mechanics - 101
- Industrial Production Managers - 94
- Installation, Maintenance, and Repair Workers, All Other - 300
- Laborers and Freight, Stock, and Material Movers, Hand - 401
- Machinists - 103
- Mechanical Engineers - 199
- Millwrights - 102
- Multiple Machine Tool Operators, & Tenders, Metal & Plastic - 201
- Production Workers, All Other - 400
- Team Assemblers - 399
- Water and Wastewater Treatment Plant and System Operators - 105
- Welders, Cutters, Solderers, and Brazers - 301

AN ESTIMATED TOTAL OF **5,995** PEOPLE IN THE LABORSHED AREA

UNDEREMPLOYMENT (ESTIMATED):

- Low hours - 0.0%
- Low income - 0.0%
- Mismatch of skills - 10.0% (101)
- Total - 10.0% (101)


(Individuals counted only once when estimating Total Underemployment.)



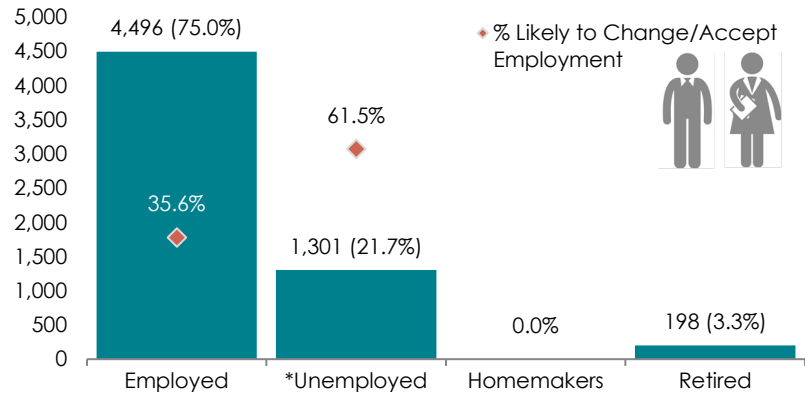
CURRENT BENEFITS:



DESIRED BENEFITS:



ESTIMATED TOTAL BY EMPLOYMENT STATUS (PERCENTAGE):



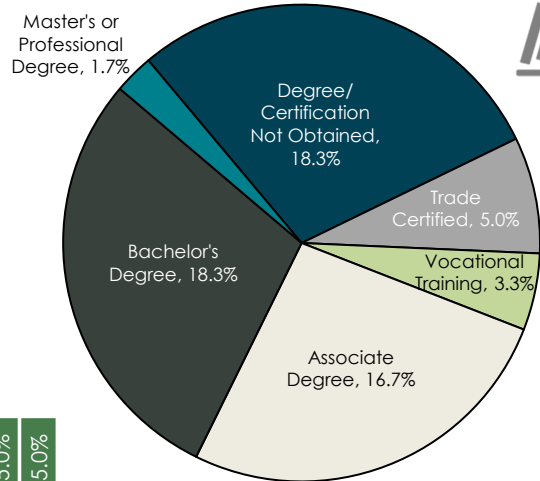
*Employment status is self-identified by the survey respondent. The unemployment percentage does not reflect the unemployment rate published by the U.S. Bureau of Labor Statistics, which applies a stricter definition.

EMPLOYMENT STATS:

- 68.3% paid an hourly wage
- 95.0% are/were employed full-time
- 5.0% are/were employed part-time
- 8.7% are/were self-employed
- 11.1% hold two or more jobs
- Currently working an average of 49 hours/week

EDUCATIONAL LEVEL:

(63.3% HAVE AN EDUCATION BEYOND HIGH SCHOOL)



TOP JOB SEARCH RESOURCES:

(For those seeking employment opportunities, by use.)

- Internet - 67.8%
 - www.indeed.com
 - www.linkedin.com
 - www.facebook.com
- Networking through friends, family or acquaintances - 42.4%
- IowaWORKS Centers - 25.4%
- Private Employment Services - 15.3%



LABOR CHARACTERISTICS

ADVANCED MANUFACTURING

OCCUPATION	OCCUPATIONAL CODE	MEAN WAGE	ENTRY WAGE	EXPERIENCED WAGE	MEDIAN WAGE	MEAN ANNUAL SALARY
Architectural and Engineering Managers	11-9041	\$65.30	\$49.04	\$73.44	\$60.58	\$135,832
Bus and Truck Mechanics and Diesel Engine Specialists	49-3031	\$28.15	\$19.16	\$32.64	\$26.73	\$58,547
Chemical Equipment Operators and Tenders	51-9011	\$23.24	\$20.13	\$24.79	\$23.37	\$48,331
Crushing, Grinding, and Polishing Machine Setters, Operators, and Tenders	51-9021	\$22.04	\$18.88	\$23.61	\$21.69	\$45,835
Cutting, Punching, and Press Machine Setters, Operators, and Tenders, Metal and Plastic	51-4031	\$20.85	\$17.38	\$22.58	\$22.12	\$43,361
Electrical and Electronics Repairers, Commercial and Industrial Equipment	49-2094	\$32.34	\$24.23	\$36.40	\$31.39	\$67,276
Electricians	47-2111	\$28.34	\$19.44	\$32.79	\$28.47	\$58,941
First-Line Supervisors of Mechanics, Installers, and Repairers	49-1011	\$36.39	\$22.77	\$43.21	\$36.28	\$75,696
First-Line Supervisors of Production and Operating Workers	51-1011	\$32.40	\$23.07	\$37.07	\$31.25	\$67,399
Grinding, Lapping, Polishing, and Buffing Machine Tool Setters, Operators, and Tenders, Metal and Plastic	51-4033	\$19.74	\$17.67	\$20.78	\$19.60	\$41,066
Heavy and Tractor-Trailer Truck Drivers	53-3032	\$24.75	\$17.38	\$28.44	\$23.39	\$51,479
Helpers--Production Workers	51-9198	\$21.31	\$17.66	\$23.14	\$22.29	\$44,322
Industrial Engineering Technicians	17-3026	\$29.95	\$27.42	\$31.21	\$29.75	\$62,290
Industrial Engineers	17-2112	\$44.59	\$33.05	\$50.36	\$44.08	\$92,752
Industrial Machinery Mechanics	49-9041	\$29.11	\$23.29	\$32.02	\$28.93	\$60,550
Industrial Production Managers	11-3051	\$46.23	\$32.68	\$53.00	\$41.34	\$96,153
Industrial Truck and Tractor Operators	53-7051	\$21.35	\$17.54	\$23.25	\$21.76	\$44,407
Inspectors, Testers, Sorters, Samplers, and Weighers	51-9061	\$23.10	\$17.72	\$25.79	\$22.78	\$48,055
Installation, Maintenance, and Repair Workers, All Other	49-9099	\$21.08	\$18.59	\$22.33	\$20.00	\$43,852
Laborers and Freight, Stock, and Material Movers, Hand	53-7062	\$18.46	\$13.67	\$20.85	\$18.27	\$38,390
Light Truck or Delivery Services Drivers	53-3033	\$16.46	\$12.41	\$18.48	\$15.39	\$34,237
Machinists	51-4041	\$23.51	\$17.79	\$26.36	\$23.22	\$48,895
Maintenance and Repair Workers, General	49-9071	\$22.46	\$15.87	\$25.76	\$22.53	\$46,718
Maintenance Workers, Machinery	49-9043	\$27.76	\$24.69	\$29.29	\$28.14	\$57,731
Mechanical Engineers	17-2141	\$43.90	\$32.90	\$49.41	\$41.45	\$91,319
Mixing and Blending Machine Setters, Operators, and Tenders	51-9023	\$20.95	\$17.08	\$22.89	\$20.37	\$43,583
Molding, Coremaking, and Casting Machine Setters, Operators, and Tenders, Metal and Plastic	51-4072	\$20.95	\$17.46	\$22.70	\$21.97	\$43,580
Multiple Machine Tool Setters, Operators, and Tenders, Metal and Plastic	51-4081	\$25.56	\$21.81	\$27.44	\$27.16	\$53,174
Packaging and Filling Machine Operators and Tenders	51-9111	\$20.41	\$17.15	\$22.04	\$20.88	\$42,453
Packers and Packagers, Hand	53-7064	\$16.98	\$15.74	\$17.60	\$17.45	\$35,314
Production Workers, All Other	51-9199	\$20.49	\$16.93	\$22.27	\$18.79	\$42,625
Tool and Die Makers	51-4111	\$26.71	\$23.31	\$28.41	\$25.50	\$55,557
Water and Wastewater Treatment Plant and System Operators	51-8031	\$23.64	\$16.81	\$27.05	\$23.63	\$49,163
Welders, Cutters, Solderers, and Brazers	51-4121	\$25.15	\$21.02	\$27.22	\$24.86	\$52,318

The 2024 Iowa Wage data for the Iowa Falls Laborshed area was produced by the Labor Force & Occupational Analysis Bureau to provide communities local information on wages by occupation. Additional occupational wage and employment data for the Iowa Falls Laborshed area can be found at workforce.iowa.gov/laborshed/data. For more information regarding the 2024 OEWS estimates visit: bls.gov/oes/2024/may/oes_tec.htm

Balance of data compiled by Iowa Workforce Development using Laborshed data released in 2025.