

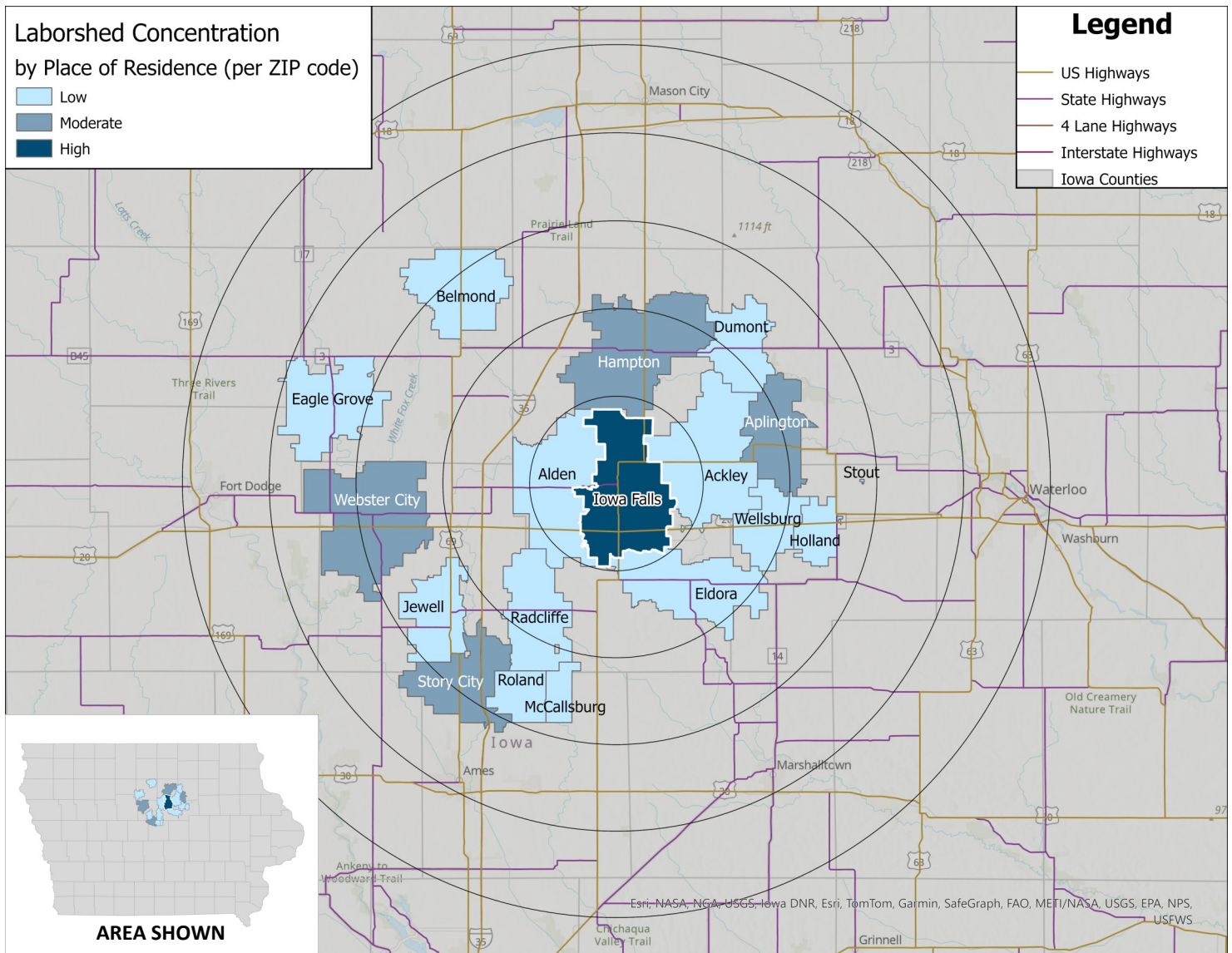
LABOR CHARACTERISTICS

WAREHOUSE & DISTRIBUTION



IOWA FALLS, IA LABORSHED AREA

CONCENTRATION OF RESPONDENTS WITHIN THE LABORSHED AREA
WITH TRANSFERABLE EXPERIENCE/SKILLS BY PLACE OF RESIDENCE



Workers who have transferable experience/skills in the industry are currently commuting an average of 16 miles one way for work. Those who are likely to change/accept employment are willing to commute an average of 30 miles one way for the right employment opportunity.

FOR MORE INFORMATION REGARDING THE IOWA FALLS, IA LABORSHED, CONTACT:

Iowa Falls Area Development Corporation
520 Rocksylvania Avenue
Iowa Falls, Iowa 50126
Phone: 641-648-5549
Email: director@iowafallsdevelopment.com
www.iowafallsdevelopment.com



LABOR CHARACTERISTICS



WAREHOUSE & DISTRIBUTION

ESTIMATED AVAILABLE LABOR PER OCCUPATIONAL CATEGORY:

- Automotive Service Technicians and Mechanics - 199
- Bus and Truck Mechanics and Diesel Engine Specialists - 101
- Dispatchers, Except Police, Fire, and Ambulance - 99
- First-Line Supervisors of Mechanics, Installers, and Repairers - 598
- First-Line Supervisors of Production and Operating Workers - 499
- Heavy and Tractor-Trailer Truck Drivers - 1,195
- Industrial Machinery Mechanics - 102
- Installation, Maintenance, and Repair Workers, All Other - 299
- Laborers and Freight, Stock, and Material Movers, Hand - 399
- Logisticians - 98
- Production Workers, All Other - 398
- Production, Planning, and Expediting Clerks - 100
- Team Assemblers - 397
- Transportation, Storage, and Distribution Managers - 497

AN ESTIMATED TOTAL OF **4,981** PEOPLE IN THE LABORSHED AREA


UNDEREMPLOYMENT (ESTIMATED):

- Low hours - 0.0%
- Low income - 0.0%
- Mismatch of skills - 10.0% (84)
- Total - 10.0% (84)

(Individuals counted only once when estimating Total Underemployment.)



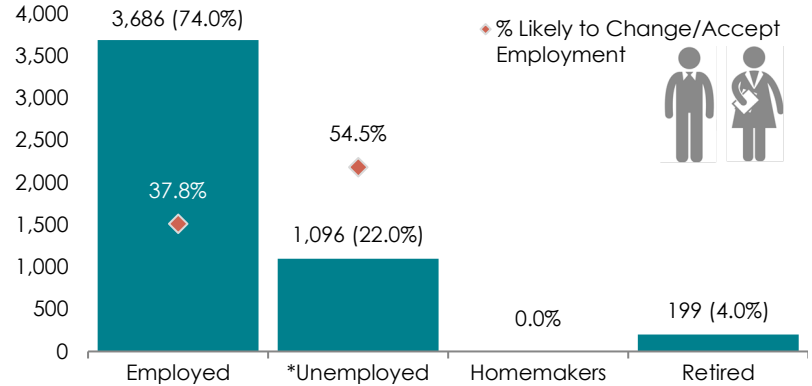
CURRENT BENEFITS:



DESIRED BENEFITS:



ESTIMATED TOTAL BY EMPLOYMENT STATUS (PERCENTAGE):



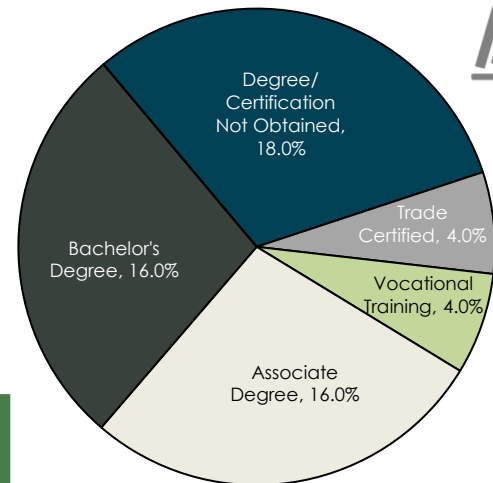
*Employment status is self-identified by the survey respondent. The unemployment percentage does not reflect the unemployment rate published by the U.S. Bureau of Labor Statistics, which applies a stricter definition.

EMPLOYMENT STATS:

- 62.0% paid an hourly wage
- 98.0% are/were employed full-time
- 2.0% are/were employed part-time
- 10.5% are/were self-employed
- 10.8% hold two or more jobs
- Currently working an average of 49 hours/week

EDUCATIONAL LEVEL:

(58.0% HAVE AN EDUCATION BEYOND HIGH SCHOOL)



TOP JOB SEARCH RESOURCES:

(For those seeking employment opportunities, by use.)

- Internet - 73.5%
 - www.indeed.com
 - www.linkedin.com
- IowaWORKS Centers - 32.7%
- Networking through friends, family or acquaintances - 30.6%
- Private Employment Services - 12.2%



LABOR CHARACTERISTICS

WAREHOUSE & DISTRIBUTION



OCCUPATION	OCCUPATIONAL CODE	MEAN WAGE	ENTRY WAGE	EXPERIENCED WAGE	MEDIAN WAGE	MEAN ANNUAL SALARY
Automotive Service Technicians and Mechanics	49-3023	\$22.98	\$16.50	\$26.22	\$22.26	\$47,796
Bus and Truck Mechanics and Diesel Engine Specialists	49-3031	\$28.15	\$19.16	\$32.64	\$26.73	\$58,547
Cleaners of Vehicles and Equipment	53-7061	\$15.83	\$12.25	\$17.63	\$14.18	\$32,936
Dispatchers, Except Police, Fire, and Ambulance	43-5032	\$26.74	\$18.88	\$30.68	\$27.23	\$55,629
First-Line Supervisors of Mechanics, Installers, and Repairers	49-1011	\$36.39	\$22.77	\$43.21	\$36.28	\$75,696
First-Line Supervisors of Production and Operating Workers	51-1011	\$32.40	\$23.07	\$37.07	\$31.25	\$67,399
Heavy and Tractor-Trailer Truck Drivers	53-3032	\$24.75	\$17.38	\$28.44	\$23.39	\$51,479
Helpers--Installation, Maintenance, and Repair Workers	49-9098	\$15.68	\$11.56	\$17.74	\$15.00	\$32,617
Helpers--Production Workers	51-9198	\$21.31	\$17.66	\$23.14	\$22.29	\$44,322
Industrial Machinery Mechanics	49-9041	\$29.11	\$23.29	\$32.02	\$28.93	\$60,550
Industrial Truck and Tractor Operators	53-7051	\$21.35	\$17.54	\$23.25	\$21.76	\$44,407
Inspectors, Testers, Sorters, Samplers, and Weighers	51-9061	\$23.10	\$17.72	\$25.79	\$22.78	\$48,055
Installation, Maintenance, and Repair Workers, All Other	49-9099	\$21.08	\$18.59	\$22.33	\$20.00	\$43,852
Laborers and Freight, Stock, and Material Movers, Hand	53-7062	\$18.46	\$13.67	\$20.85	\$18.27	\$38,390
Light Truck or Delivery Services Drivers	53-3033	\$16.46	\$12.41	\$18.48	\$15.39	\$34,237
Logisticians	13-1081	\$39.40	\$28.42	\$44.89	\$37.63	\$81,948
Maintenance and Repair Workers, General	49-9071	\$22.46	\$15.87	\$25.76	\$22.53	\$46,718
Packers and Packagers, Hand	53-7064	\$16.98	\$15.74	\$17.60	\$17.45	\$35,314
Production Workers, All Other	51-9199	\$20.49	\$16.93	\$22.27	\$18.79	\$42,625
Production, Planning, and Expediting Clerks	43-5061	\$29.54	\$21.99	\$33.31	\$28.83	\$61,441
Shipping, Receiving, and Traffic Clerks	43-5071	\$21.26	\$15.71	\$24.04	\$21.84	\$44,226
Transportation, Storage, and Distribution Managers	11-3071	\$47.66	\$29.21	\$56.88	\$43.24	\$99,129
Weighers, Measurers, Checkers, and Samplers, Recordkeeping	43-5111	\$20.13	\$15.96	\$22.22	\$18.30	\$41,879

The 2024 Iowa Wage data for the Iowa Falls Laborshed area was produced by the Labor Force & Occupational Analysis Bureau to provide communities local information on wages by occupation. Additional occupational wage and employment data for the Iowa Falls Laborshed area can be found at workforce.iowa.gov/laborshed/data. For more information regarding the 2024 OEWS estimates visit: bls.gov/oes/2024/may/oes_tec.htm

Balance of data compiled by Iowa Workforce Development using Laborshed data released in 2025.